

ListenWIFI

SEAMLESS AUDIO
STREAMING



THE LISTENWIFI SOLUTION



EMPOWERING ASSISTIVE AND PERSONAL LISTENING

For an estimated 466 million people worldwide with hearing loss, traditional sound systems are not enough.

ListenWIFI offers the perfect solution for streaming audio over Wi-Fi, catering to assistive listening, language interpretation, and personal listening needs all within one system, allowing guests to choose to use their smartphone or borrow the ListenWIFI Audio Receiver.



**Low
Latency**



**Customizable
App**



**Accessible &
Compliant**



**Unlimited
Channels**



**Automated
Experience**

LISTENWIFI IS VERSATILE FOR MULTIPLE ENVIRONMENTS

**Classrooms • Lecture Halls • Boardrooms • Multipurpose Spaces
Houses of Worship • Stadiums • Arenas • TV Audio • And More**

HOW LISTENWIFI WORKS

A ListenWIFI system streams audio over your local area network to a dedicated receiver or bring-your-own-device (BYOD) smartphone via the free ListenWIFI mobile app.



Audio Source

Connect audio source to a ListenWIFI server



Server

Connect sever to local area network to transmit audio over Wi-Fi



Receiver or Smartphone

Access audio on a receiver or a smartphone via the ListenWIFI app

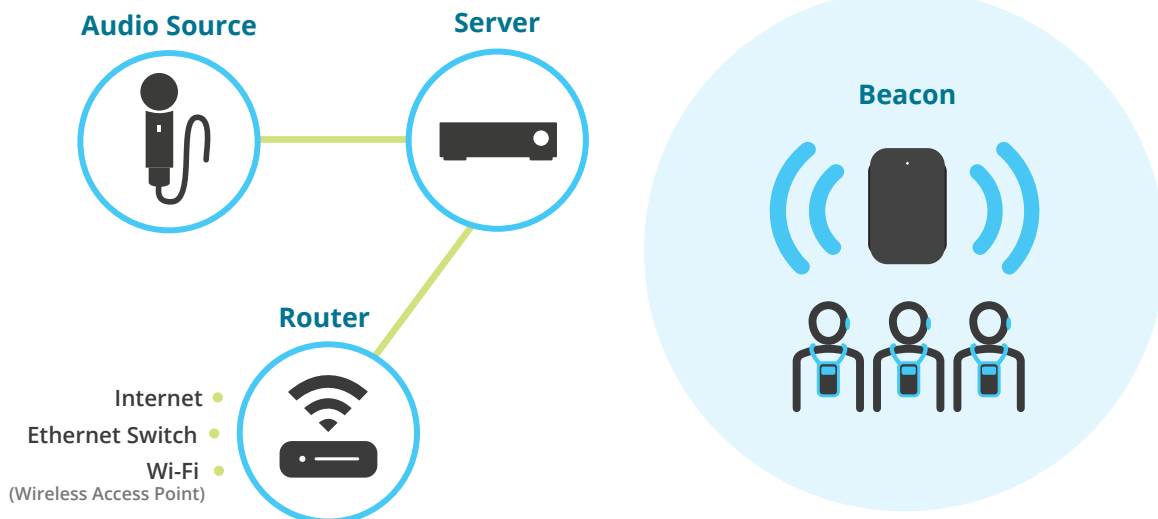


Listener

The user listens to the audio via headphones or a neck loop



Add beacons to your system to seamlessly provide the right audio at the right time and place for your guests by automatically triggering receivers and smartphones to connect to a channel.






Servers, receivers, and beacons are all managed through the intuitive ListenWIFI Manager software.

THE LISTENWIFI SERVER: YOUR CENTRAL HUB

At the heart of the ListenWIFI system is the Server.
Available in 2, 4, 8, and 16-channel versions.

Servers are stackable to accommodate even more users and channels!

ListenWIFI Servers

| Server Models | LW-110-02 | LW-160-02-D | LW-210-04, LW-210-08, LW-210-16 |
|--------------------|--------------------|--------------------|---------------------------------|
| Number of Channels | Mono: 2, Stereo: 1 | Mono: 2, Stereo: 1 | Mono: 4, 8, 16 Stereo: 2, 4, 8 |
| Audio Input | Terminal Block/RCA | Dante® Audio Input | Terminal Block |

Each server supports up to 500 dedicated receivers and BYOD users simultaneously, and has emergency override capability, allowing venues to deliver public announcements or emergency notifications.

LET YOUR GUESTS CHOOSE

Between a Wi-Fi Audio Receiver or mobile app for BYOD.

Users can access audio through two options: a venue-provided LWR-1050 receiver or their own smartphone using the free, customizable ListenWIFI app.



Headphone & Neck Loop Friendly

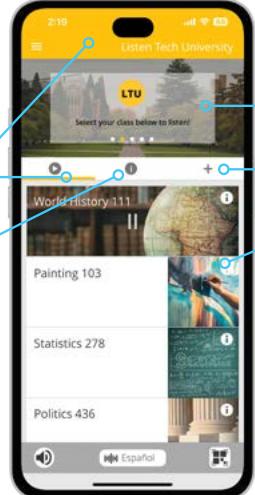
OLED Display

Volume Control

Programmable

LWR-1050 Receiver

Rechargeable Battery



Welcome Ad or Video

App Theme

Documents

Sliding Promotional Banners

Offers

Channel Labels

Mobile App

Planning to stream multiple languages? Both the Wi-Fi Audio Receiver and mobile app can be effortlessly programmed to access an available language of your choice.

BEACON FOR SEAMLESS CONNECTIVITY

The LA-490 beacon plays a vital role in ensuring a seamless experience for end-users.

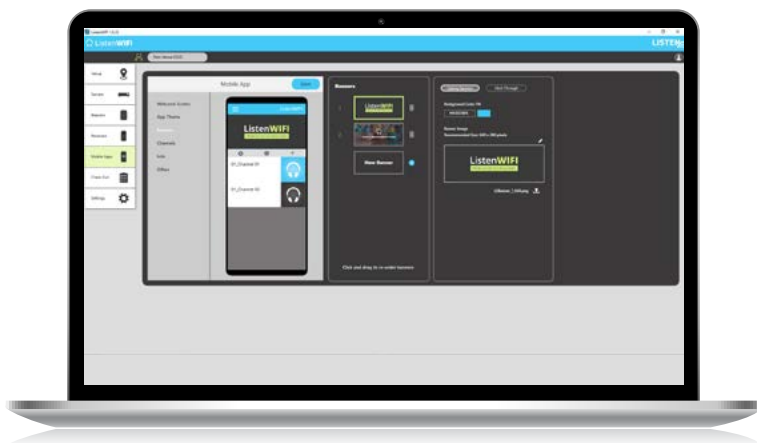
The beacon tells the receivers what channel to connect to by auto-triggering the LWR-1050 receivers and users' smartphones when they are within a specific range of the unit. Simply install a beacon in each room or space to ensure your guests receive an automated audio experience. The beacon provides different modes of operation, including Bluetooth® and infrared, which are selected based on coverage requirements, device compatibility, and security needs. Power is supplied through a micro USB port, or it can be cable-free using two AA batteries.



LISTENWIFI MANAGER SOFTWARE

For easy management and customization.

The new ListenWIFI Manager software for Windows® makes managing and programming the ListenWIFI system easy, all in one convenient place.



The software enables venues to:

- Manage channel names and settings.
- Create receiver profiles.
- Easily track inventory.
- Customize the mobile app.
- Hide and password-protect audio channels.
- Configure beacon triggering.
- Generate QR codes that smartphone users can scan to access audio.

LISTENWIFI SYSTEM SETUP

ListenWIFI can be configured to meet the needs of any venue for a variety of applications.

1 Pick your server

Consider how many channels you need and how many simultaneous users you expect. Servers can be stacked to accommodate more audio channels and users.



- LW-110-02** 2 Channel Wi-Fi Audio Server
- LW-160-02** 2 Channel Wi-Fi Audio Server (Dante)
- LW-210-04** 4 Channel Wi-Fi Audio Server
- LW-210-08** 8 Channel Wi-Fi Audio Server
- LW-210-16** 16 Channel Wi-Fi Audio Server

2 Add receivers

Give your guests a choice by providing receivers.

LWR-1050 Wi-Fi Audio Receiver



Add beacons

Provide a seamless experience by adding beacons to automatically trigger audio for your guests.

LA-490 Bluetooth/IR Beacon



3 Choose your charging options and accessories

Charging & Cases



LA-423 4-Port USB Charger



LA-480 Docking Station 16



LA-481 Docking Station Case 16



LA-482 Docking Station 4



LA-483 Soft Shell Case 4



LA-444 Protective Case

Headphones, Neck Loops, & Lanyards



LA-161 Single Ear Bud



LA-164 Ear Speaker



LA-165 Stereo Headphones



LA-438 Advanced Neck Loop (Adult)



LA-439 Advanced Neck Loop (Child)



LA-445 Breakaway Lanyard

Signage



LW-203
Venue Awareness Kit



LW-307
Hearing Assistance Signage



LISTEN TECHNOLOGIES 14912 Heritage Crest Way, Bluffdale, Utah 84065-4818 USA
Phone: +1.801.233.8992 Toll-Free: 1.800.330.0891 www.listentech.com